



District Report Card: 2017


State: Andhra Pradesh	District: Guntur
Class: 3	Subject: Language
Schools: 59	Students: 828


Participation/Coverage


Students

<div>GENDER</div> <div></div>	Boys		Girls	
	Number	%	Number	%
	389	46.98	439	53.02

<div>AREA</div> <div></div>	Rural		Urban	
	Number	%	Number	%
	678	81.88	150	18.12

<div>CATEGORY</div> <div></div>	SC		ST		OBC		GEN	
	Number	%	Number	%	Number	%	Number	%
	283	34.18	98	11.84	335	40.46	112	13.53

<div>CWSN</div> <div></div>	LD	VI	HI	S&LD	ID	Oth
	2	2	0	4	1	4

<div>Management</div> <div></div>	Government		Government-aided	
	Number	%	Number	%
	674	81.40	154	18.60

Average Performance of Students in Language (%)

Overall	Gender		Area		Management		Social Group			
	Male	Female	Rural	Urban	Govt.	Aided	SC	ST	OBC	GEN
79.91	80.63	79.27	80.82	75.82	79.81	80.35	82.66	72.86	79.16	81.37

Performance on Learning Outcomes (LOs)

Learning Outcomes	Description	Average Performance(%)
L304	Reads small texts with comprehension i.e., identifies main ideas, details, sequence and draws conclusions	79.83
L312	Reads printed scripts on the classroom walls: poems, posters, charts etc.	80.07

Range of Performance of Students who Answered Correctly							
Below 30%		30% - 50%		50% - 75%		Above 75%	
Number	%	Number	%	Number	%	Number	%
27	3.26	65	7.85	161	19.44	575	69.44

Lowest Performing Learning Outcomes (LOs)

- 1 - Reads small texts with comprehension i.e., identifies main ideas, details, sequence and draws conclusions (79.83)
- 2 - Reads printed scripts on the classroom walls: poems, posters, charts etc. (80.07)